

Please check the examination details below before entering your candidate information

Candidate surname

Other names

Pearson Edexcel
International
Advanced Level

Centre Number

--	--	--	--	--

Candidate Number

--	--	--	--	--

Tuesday 7 May 2019

Afternoon (Time: 1 hour 15 minutes)

Paper Reference **WCH03/01**

Chemistry

Advanced Subsidiary

Unit 3: Chemistry Laboratory Skills I

Candidates must have: Scientific calculator
Ruler

Total Marks

Instructions

- Use **black** ink or **black** ball-point pen.
- **Fill in the boxes** at the top of this page with your name, centre number and candidate number.
- Answer **all** questions.
- Answer the questions in the spaces provided
– *there may be more space than you need.*

Information

- The total mark for this paper is 50.
- The marks for **each** question are shown in brackets
– *use this as a guide as to how much time to spend on each question.*
- You will be assessed on your ability to organise and present information, ideas, descriptions and arguments clearly and logically, including your use of grammar, punctuation and spelling.
- A Periodic Table is printed on the back cover of this paper.

Advice

- Read each question carefully before you start to answer it.
- Show all your working in calculations and include units where appropriate.
- Check your answers if you have time at the end.

Turn over ►

P55637A

©2019 Pearson Education Ltd.

1/1/1/1/



Pearson

DO NOT WRITE IN THIS AREA

DO NOT WRITE IN THIS AREA

DO NOT WRITE IN THIS AREA

BLANK PAGE



Answer ALL the questions. Write your answers in the spaces provided.

- 1 Inorganic compounds **A** and **B** each contain one cation and one anion.
- (a) Two tests were carried out on **A**. The observation for each test was recorded in the table.
- (i) Complete the statements in the inference column by writing the names or formulae of the ions and the gas.

(3)

Test	Observation	Inference
Test 1 A flame test was carried out on a sample of A	A lilac flame was seen	The cation in A is
Test 2 A sample of A was heated in a dry test tube	A colourless gas was evolved, which relit a glowing splint	The gas evolved is The anion in A is

- (ii) Write the equation for the reaction in **Test 2**.
State symbols are **not** required.

(1)

DO NOT WRITE IN THIS AREA

DO NOT WRITE IN THIS AREA

DO NOT WRITE IN THIS AREA



- (b) The cation in compound **B** is formed from a metal in **Group 2** of the Periodic Table.

Three tests were carried out on **B**. The observation for each test was recorded in the table.

- (i) Complete the statements in the inference column by writing the names or formulae of the ions and the precipitate.

(3)

Test	Observation	Inference
Test 3 A flame test was carried out on a sample of B	A crimson red flame was seen	The cation in B is
Test 4 A few drops of dilute sulfuric acid were added to an aqueous solution of B	A white precipitate formed	The precipitate is
Test 5 Dilute nitric acid and aqueous silver nitrate were added to an aqueous solution of B	A cream precipitate formed	The anion in B is

- (ii) Write the **ionic** equation for the reaction in **Test 4**.
Include state symbols.

(2)



- (iii) A student who carried out **Test 5** recorded a white precipitate.
Describe a test on the precipitate that would distinguish between the two possible anions in **B**.
Give the result of the test for each possible anion.

(2)

(Total for Question 1 = 11 marks)

DO NOT WRITE IN THIS AREA

DO NOT WRITE IN THIS AREA

DO NOT WRITE IN THIS AREA



2 An organic compound **D** has the molecular formula C_4H_8O .

(a) Two tests were carried out on **D**. The observation and inference for each test were recorded in the table.

Test	Observation	Inference
Test 1 A small amount of reagent X was added to a sample of D	A gas was given off that produced steamy fumes in air and turned damp blue litmus paper red	D contains an —OH group
Test 2 A few drops of reagent Y were added to a sample of D	The orange-brown reagent Y turned colourless when added to D	D contains $C=C$

(i) Identify reagent **X** by name or formula.

(1)

(ii) Identify the steamy fumes produced in **Test 1** by name or formula.

(1)

(iii) Identify reagent **Y** by name or formula.

(1)

(b) The mass spectrum of **D** includes peaks at $m/e = 15$ and $m/e = 31$.

Identify the ions that give these peaks.

(2)

Formula of the ion giving the peak at $m/e = 15$

Structure of the ion giving the peak at $m/e = 31$



(c) The molecular formula of compound **D** is C_4H_8O .

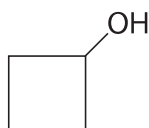
Compound **D** has a **branched** chain structure.

The functional groups identified in **Test 1** and **Test 2** are on **different** carbon atoms.

Use this information and your answer to (b) to deduce the structure of **D**.

(1)

(d) Cyclobutanol also has the molecular formula C_4H_8O .



By considering the bonds in cyclobutanol and **D**, describe how infrared spectroscopy can be used to distinguish between these two compounds. Specific wavenumber ranges are not required.

(1)

(Total for Question 2 = 7 marks)



- 3** Iron reacts with copper(II) sulfate solution, $\text{CuSO}_4(\text{aq})$, in a redox reaction and solid copper is produced.

Five students carried out an investigation to find out whether iron(II) sulfate or iron(III) sulfate is the other product in this reaction.

Procedure

- Step 1** Weigh a given mass of iron filings in a small beaker.
- Step 2** Add 25 cm^3 (an excess) of copper(II) sulfate solution to the iron filings.
- Step 3** Warm the beaker and contents. The copper produced settles at the bottom of the beaker.
- Step 4** Pour off as much of the solution as possible and wash the copper with distilled water.
- Step 5** Weigh a piece of filter paper and use it to filter off the copper.
- Step 6** Dry the filter paper and copper in a warm oven.
- Step 7** Allow the filter paper and copper to cool and then reweigh them to find the mass of copper produced.

Results

Student	Mass of iron used / g	Mass of copper produced / g
1	0.21	0.20
2	0.39	0.48
3	0.60	0.94
4	0.82	0.88
5	0.98	1.12

- (a) Name a suitable piece of apparatus to measure 25 cm^3 of copper(II) sulfate in Step 2. (1)

- (b) The mass of copper recorded by student 3 is anomalous. Suggest an error made by this student that would explain this anomalous result other than the incorrect use of the weighing balance. (1)



DO NOT WRITE IN THIS AREA


DO NOT WRITE IN THIS AREA

DO NOT WRITE IN THIS AREA

(c) Plot a graph of mass of copper (y-axis) against mass of iron (x-axis).

Draw a straight line of best fit on the graph.

(3)



(d) Use the graph to determine the mass of copper that would be produced from 0.56g of iron.

(1)



(e) Deduce the balanced equation for the reaction between iron and copper(II) sulfate.

State symbols are not required.
You **must** show your working.

Use the following relative atomic masses: Cu = 64, Fe = 56

(2)

(f) Give a reason why it is acceptable to use the relative atomic masses as 64 and 56 in (e) rather than the values of 63.5 and 55.8 given in the Periodic Table.

(1)

.....

.....

.....

.....

.....

(g) Student 2 used 50 cm³ of copper(II) sulfate instead of 25 cm³.
Give a reason why this will **not** affect the mass of copper produced.

(1)

.....

.....

.....

.....

.....

(Total for Question 3 = 10 marks)



DO NOT WRITE IN THIS AREA

DO NOT WRITE IN THIS AREA

DO NOT WRITE IN THIS AREA

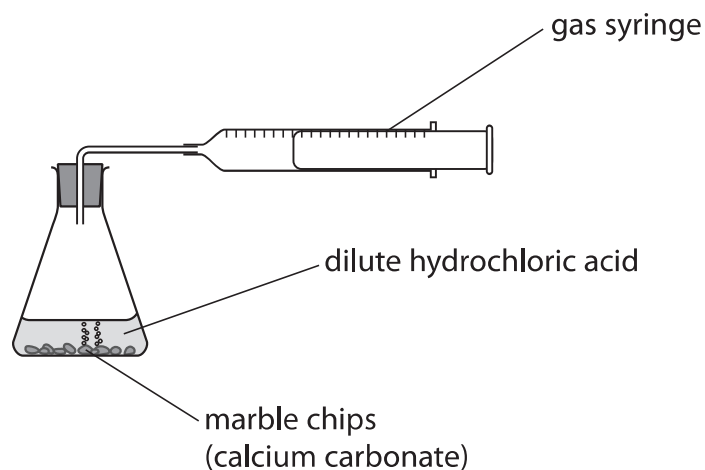
BLANK PAGE



4 Marble chips react with dilute hydrochloric acid.



The rate of this reaction can be investigated by measuring the volume of carbon dioxide produced at regular time intervals using the apparatus shown.



A student followed this procedure:

- place 25 cm^3 of dilute hydrochloric acid in a conical flask
- set up the apparatus as shown and ensure the gas syringe reads 0 cm^3
- remove the bung, add 5 g of large marble chips (an excess) to the acid in the flask and replace the bung immediately
- record the volume of gas in the gas syringe every 30 seconds.

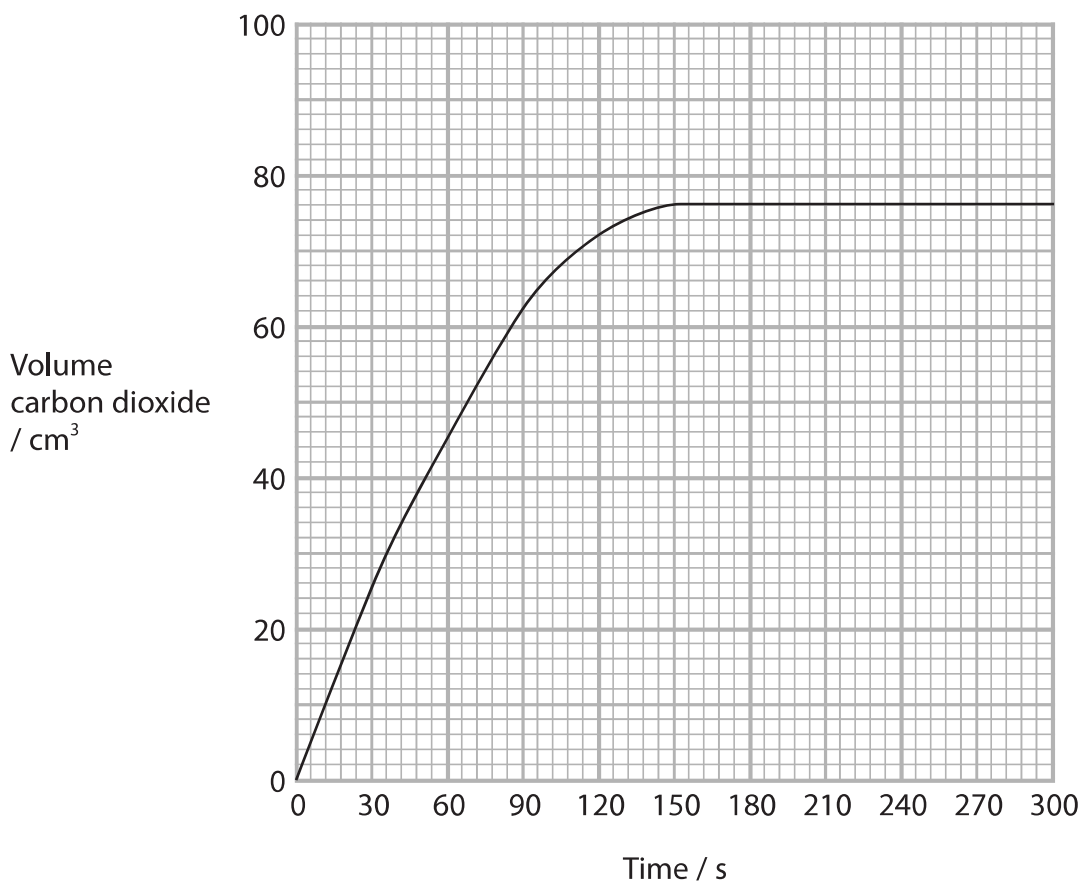


DO NOT WRITE IN THIS AREA

DO NOT WRITE IN THIS AREA

DO NOT WRITE IN THIS AREA

The results of the experiment with large marble chips are shown on the graph.



(a) Give the time when the reaction is **just** complete. (1)

(b) Draw a tangent to the curve at time = 0.
Calculate the gradient of the tangent to determine the initial rate of reaction.
Include units in your answer. (3)

initial rate of reaction = units



(c) To investigate the effect of particle size on the rate of the reaction, the student carried out another experiment using smaller marble chips. The same mass of marble chips was used.

- (i) State **two** factors, other than the mass of marble chips, that must be controlled so that the results of the two experiments may be compared.

(2)

.....

.....

.....

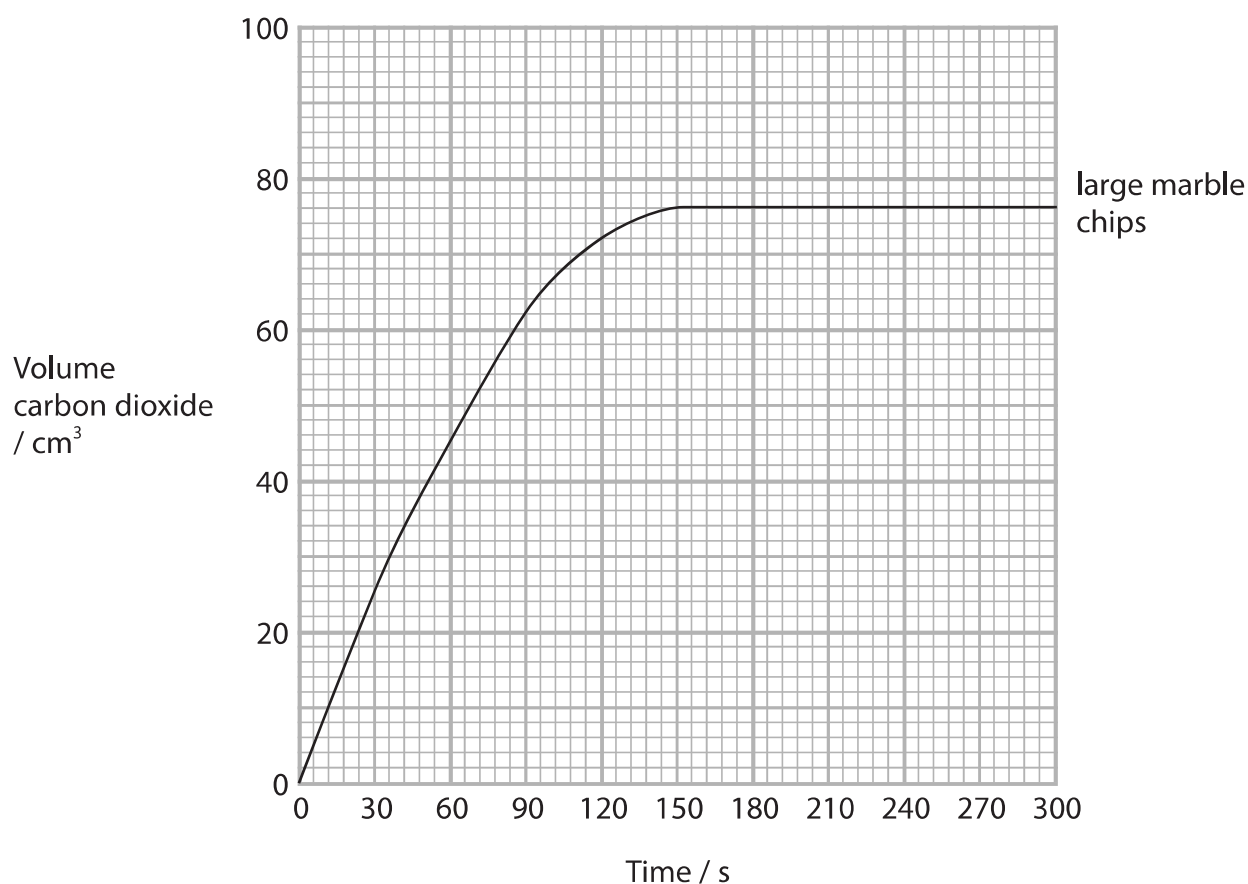
.....

.....

.....

- (ii) Add a curve to the graph below to show the expected results for repeating the experiment with the smaller marble chips.

(2)



(iii) Explain the difference in the rate of reaction when smaller marble chips are used instead of the large marble chips.

(2)

.....

.....

.....

.....

.....

.....

(d) A calculation shows that reacting 25 cm³ of hydrochloric acid with excess marble chips should form 90 cm³ of carbon dioxide.

Give a reason why the volume of carbon dioxide collected in the experiment is less than 90 cm³.

(1)

.....

.....

.....

.....

(Total for Question 4 = 11 marks)

DO NOT WRITE IN THIS AREA

DO NOT WRITE IN THIS AREA

DO NOT WRITE IN THIS AREA



5 This question is about propanoic acid, $\text{CH}_3\text{CH}_2\text{COOH}$.

(a) An aqueous solution of propanoic acid is prepared by the oxidation of propan-1-ol.

Outline procedure

Step 1 Place 3 cm^3 of propan-1-ol in a round-bottom flask and add a few anti-bumping granules.

Step 2 Set up the apparatus for reflux, with the round-bottom flask partially immersed in an ice-water bath.

Step 3 Add 20 cm^3 of acidified potassium dichromate(VI) slowly through the top of the condenser.

Step 4 Remove the ice-water bath and heat the mixture under reflux for 30 minutes.

Step 5 Allow the apparatus to cool and then rearrange it for distillation. Collect all the distillate up to 143°C .

(i) Suggest a reason why the mixture in the round-bottom flask is cooled as the acidified potassium dichromate(VI) is added in Step 3.

(1)

(ii) Give a reason why the mixture is heated under reflux rather than in an open flask in Step 4.

(1)



(iii) Draw a labelled diagram of the apparatus, with its contents, arranged for heating under reflux in Step 4.

(4)

(iv) The boiling temperature of propanoic acid is 141 °C.

Suggest the identity of **one** impurity, other than water, that might be present in the distillate collected in Step 5.

(1)

DO NOT WRITE IN THIS AREA

DO NOT WRITE IN THIS AREA

DO NOT WRITE IN THIS AREA



- (b) A titration was carried out to find the concentration of an aqueous solution of propanoic acid.

25.0 cm³ of 0.102 mol dm⁻³ sodium hydroxide was placed in a conical flask and titrated with the aqueous solution of propanoic acid using phenolphthalein as indicator.

The mean titre was 18.60 cm³.

The equation for the reaction is



- (i) Calculate the concentration of propanoic acid in g dm⁻³.

(3)

- (ii) The pipette used to measure the 25.0 cm³ of sodium hydroxide had an uncertainty of ± 0.06 cm³.

Calculate the percentage uncertainty in this measurement.

(1)

(Total for Question 5 = 11 marks)

TOTAL FOR PAPER = 50 MARKS



DO NOT WRITE IN THIS AREA

DO NOT WRITE IN THIS AREA

DO NOT WRITE IN THIS AREA

BLANK PAGE



